

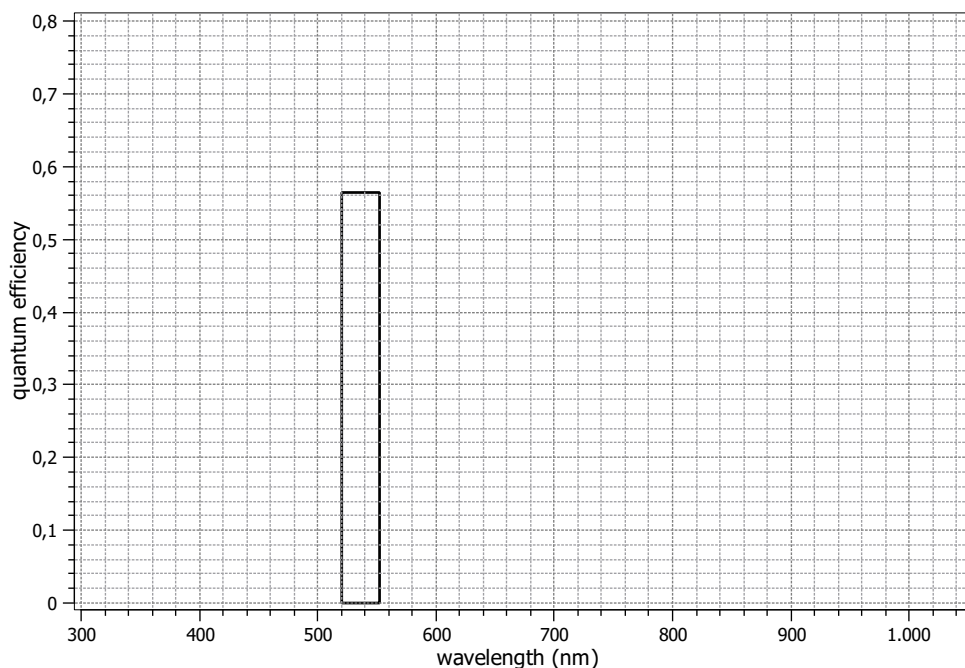
EMVA 1288 Summary Sheet

This datasheet describes the specification according to the standard 1288 for “Characterization and Presentation of Specification Data for Image Sensors and Cameras of the European Machine Vision Association (EMVA)” (see www.standard1288.org or the *Zenodo EMVA 1288 community*) release 3.0 with proprietary extensions from AEON. The measurements were performed with the AEON ACC3 RGB Release 3, 15.08.2015, SN 0001(Baumer) . The performance parameters and estimated accuracy of the measurements are described in the technical report for the instrument, its calibration in the corresponding specification and calibration report.

Measurements performed by Technical and Application Support Center, Baumer Optronic GmbH.

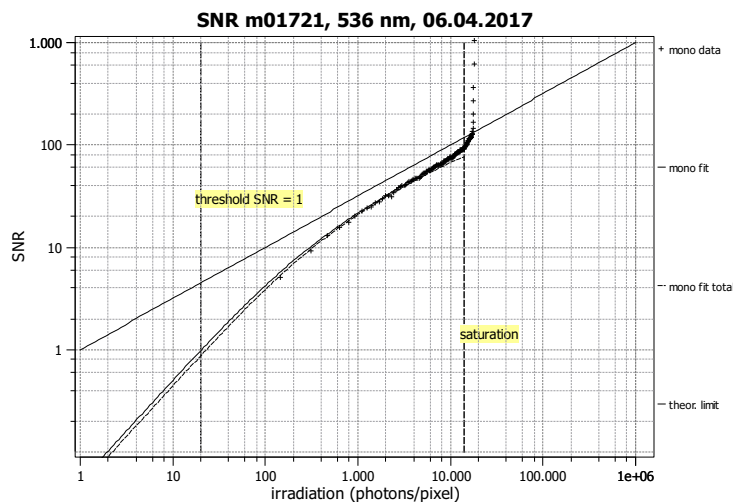
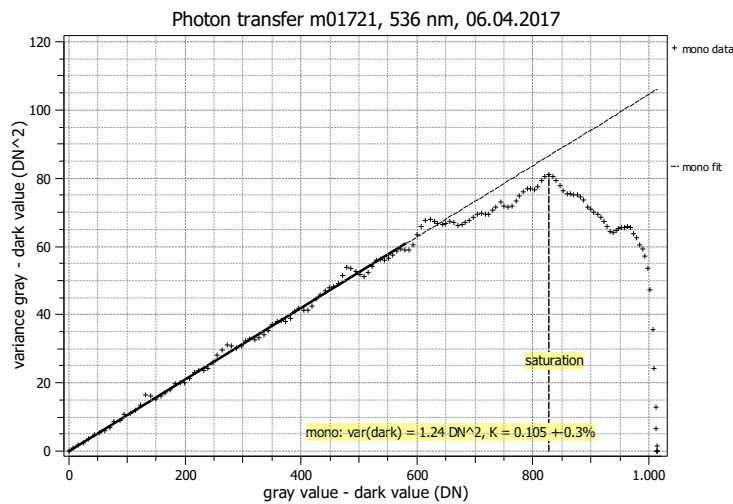
| | |
|----------------------|-------------------|
| Vendor | Baumer |
| Model | VCXG-02M |
| Serial number | 700002143321 |
| Sensor diagonal | 3.84 mm |
| Lens category | C-Mount |
| Resolution | 640 × 480, 10 bit |
| Pixel size | 4.80 μm × 4.80 μm |
| Sensor | OnSemi PYTHON300 |
| Sensor type | CMOS |
| Shutter type | Global shutter |
| Overlap capabilities | Overlapped |
| Maximum frame rate | 0.0 Hz |
| Interface type | GEV |

| | |
|-------------------------------|----------|
| Type of data presented | Single |
| Operation point 1 | |
| Wavelength centroid | 535.8 nm |
| Wavelength FWHM | 32.0 nm |
| Gain / BlackLevel | 1.0 / 8 |
| Optional data measured | |
| None | |



EMVA 1288 Summary Sheet for Operating Point 1

| | | | |
|--------------------|----------------|---------------------------|-----------------|
| Type of data | Single | Gain / BlackLevel | 1.0 / 8 |
| Exposure control | By irradiance | Environmental temperature | 26.0°C |
| Exposure time | 801.00 μ s | Camera body temperature | 37.1°C |
| Frame rate | 10.0 Hz | Internal temperature(s) | — |
| Data transfer mode | Mono10 | Wavelength, centr., FWHM | 536 nm, 32.0 nm |



Quantum efficiency

η 56.3%

Overall system gain

K 0.105 DN/e⁻
 $1/K$ 9.564 e⁻/DN

Temporal dark noise & DSNU

$\sigma_{y,\text{dark}}$ 1.12 DN
 DSNU₁₂₈₈ 0.62 DN
 σ_d 10.30 e⁻
 DSNU₁₂₈₈ 5.90 e⁻

Signal-to-noise ratio & PRNU

SNR_{max} 89
 39.0 dB
 6.5 bit
 $1/\text{SNR}_{\text{max}}$ 1.13 %
 PRNU₁₂₈₈ 0.63 %

Nonlinearity

LE 0.30%
 LE_{min} -0.21%
 LE_{max} 0.39%

Sensitivity & saturation

$\mu_{p,\text{min}}$ 19.8 p
 0.86 p/ μm^2
 $\mu_{p,\text{sat}}$ 13978 p
 607 p/ μm^2
 $\mu_{e,\text{min}}$ 11.2 e⁻
 0.49 e⁻/ μm^2
 $\mu_{e,\text{sat}}$ 7876 e⁻
 342 e⁻/ μm^2

Dynamic range

DR 705
 57.0 dB
 9.5 bit

Dark current

$\mu_{c,\text{mean}}$ 30.3 DN/s
 $\mu_{c,\text{mean}}$ 290.0 e⁻/s
 $\mu_{c,\text{var}}$ 136.9 e⁻/s